

COMPARING BOX PLOTS

On each card, find the statement that is incorrect. Then, correct and rewrite the statement in the space provided. Show any necessary work.

A Statement # _____ is incorrect.

Correct the statement:

Work:

B Statement # _____ is incorrect.

Correct the statement:

Work:

C Statement # _____ is incorrect.

Correct the statement:

Work:

D Statement # _____ is incorrect.

Correct the statement:

Work:

E Statement # _____ is incorrect.

Correct the statement:

Work:

F Statement # _____ is incorrect.

Correct the statement:

Work:

G Statement # _____ is incorrect.

Correct the statement:

Work:

H Statement # _____ is incorrect.

Correct the statement:

Work:

I Statement # _____ is incorrect.

Correct the statement:

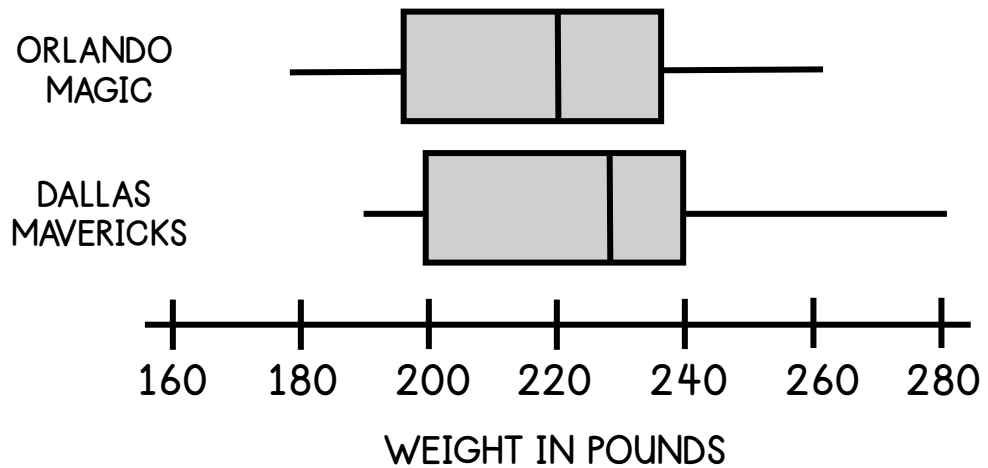
Work:

J Statement # _____ is incorrect.

Correct the statement:

Work:

A



#1: The median of the Dallas Mavericks is approximately 10 greater than the median of the Orlando Magic.

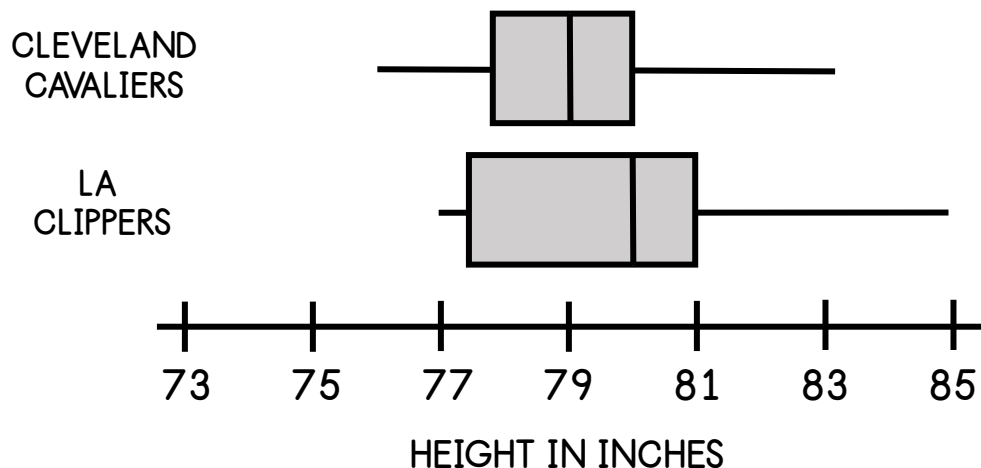
#2: The interquartile range of the Orlando Magic is 20 pounds.

#3: The range of the Orlando Magic is less than the range of the Dallas Mavericks.

#4: The median of the Dallas Mavericks is 228 pounds.

©Maneuvering the Middle LLC, 2016

B



#1: The LA Clippers have a greater variability of heights than the Cleveland Cavaliers.

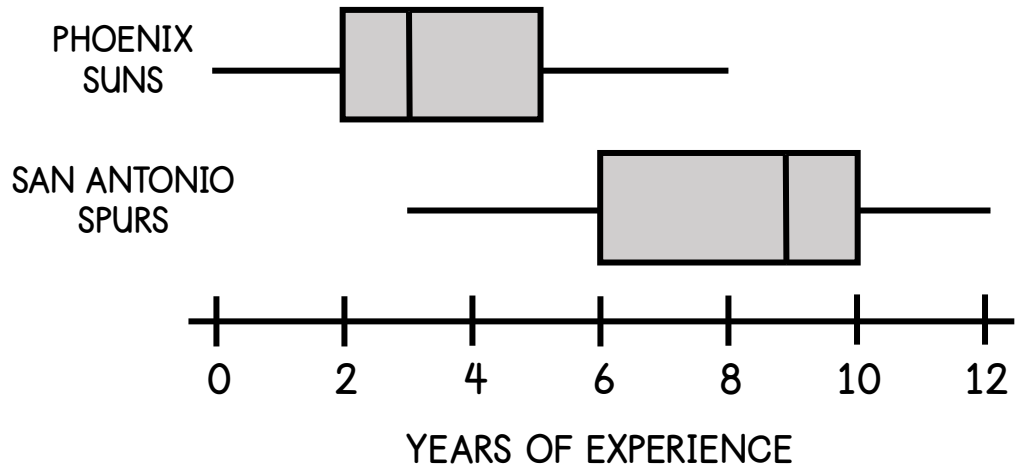
#2: The shortest team member is 76 inches.

#3: The second quartile of the LA Clippers is equal to the second quartile of the Cleveland Cavaliers.

#4: The median of the LA Clippers is approximately 80 inches.

©Maneuvering the Middle LLC, 2016

C



#1: The range of the Spurs is equal to the range of the Suns.

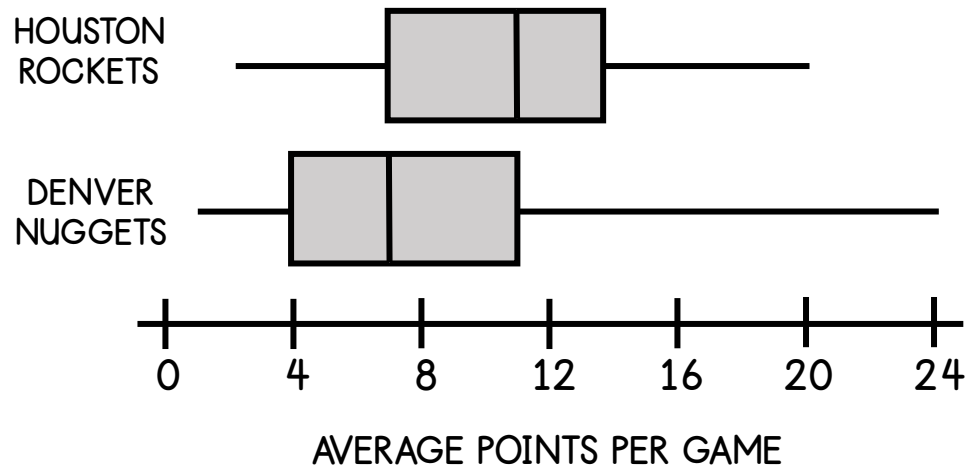
#2: Over half of the members on the San Antonio Spurs have more than eight years of experience.

#3: The interquartile range of the Suns is less than the interquartile range of the Spurs.

#4: The median of the San Antonio Spurs is 9 years.

©Maneuvering the Middle LLC, 2016

D



#1: The Denver Nuggets have a greater spread of data.

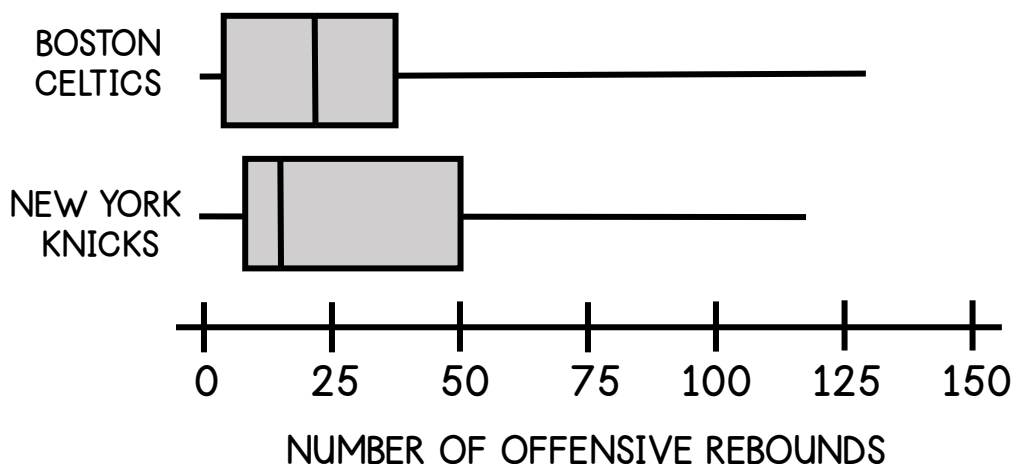
#2: The Denver Nuggets and the Houston Rockets have equivalent interquartile ranges.

#3: The median of the Houston Rockets is equal to the first quartile of the Denver Nuggets.

#4: The median of the Houston Rockets is approximately 11.

©Maneuvering the Middle LLC, 2016

e



#1: One-half of the members of the Boston Celtics have greater than 25 offensive rebounds.

#2: The interquartile range of the Boston Celtics is less than the interquartile range of the New York Knicks.

#3: The median of the Boston Celtics is approximately 38.

#4: The Boston Celtics have a greater spread than the New York Knicks.

©Maneuvering the Middle LLC, 2016

f



#1: The median number of personal fouls on the Miami Heat is approximately 10 less than the Philadelphia 76ers.

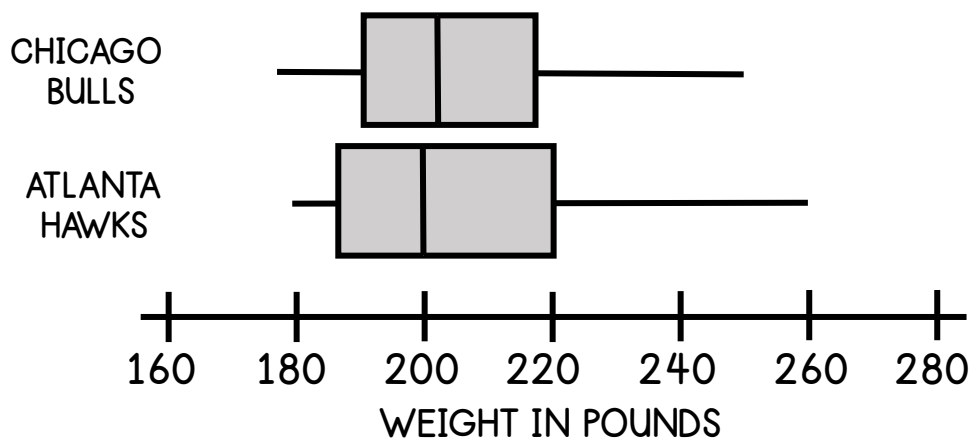
#2: A member of the Miami Heat has approximately 110 personal fouls.

#3: The Philadelphia 76ers have a median of 50 personal fouls.

#4: The range of the Miami Heat is approximately 10 more than the range of the Philadelphia 76ers.

©Maneuvering the Middle LLC, 2016

g



#1: The range of the Hawks is less than the range of the Bulls.

#2: The lighter half of the Chicago Bulls is heavier than the lighter half of the Atlanta Hawks.

#3: The variability of the Bulls is less than the variability of the Hawks.

#4: The heaviest member of the Hawks is 260 pounds.

©Maneuvering the Middle LLC, 2016

H



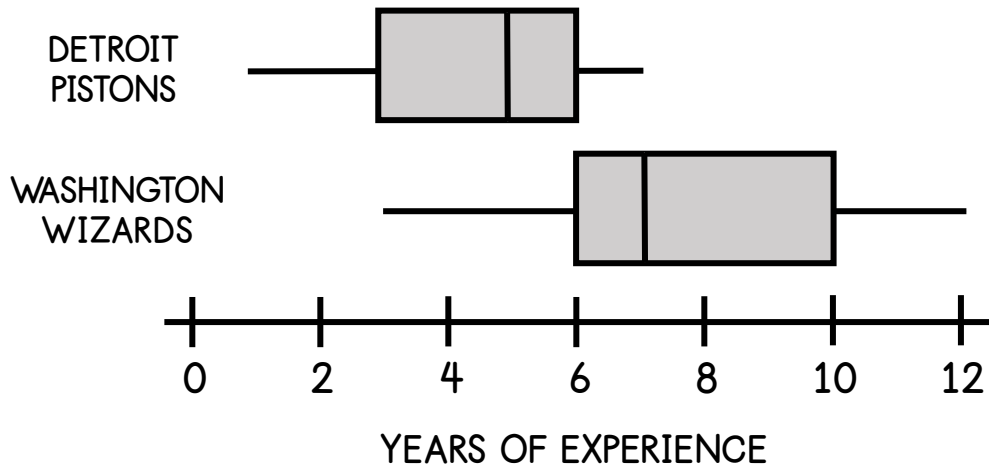
#1: In general, the members of the Utah Jazz are taller than the members of the Indiana Pacers.

#2: The median height of the Indiana Pacers is 79 inches.

#3: One-half of the Utah Jazz is taller than one-fourth of the Indiana Pacers.

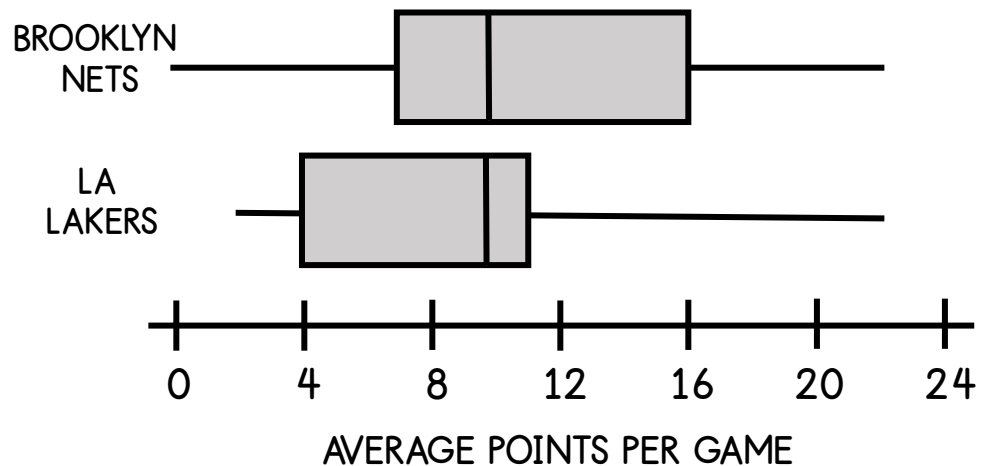
#4: The range of the Indiana Pacers is one less than the range of the Utah Jazz.

©Maneuvering the Middle LLC, 2016



- #1: The median years of experience on the Detroit Pistons is greater than the first quartile of the Washington Wizards.
- #2: The median of the Washington Wizards is two years more than the median of the Detroit Pistons.
- #3: Three-fourths of the Wizards have 10 or less years of experience.
- #4: The range of the Pistons is 6 years.

©Maneuvering the Middle LLC, 2016



- #1: The Brooklyn Nets have a larger spread of points per game.
- #2: The Brooklyn Nets and the LA Lakers have an equal median.
- #3: The interquartile range for the Brooklyn Nets is two more than the interquartile range of the LA Lakers.
- #4: The median of the LA Lakers is 12.

©Maneuvering the Middle LLC, 2016

COMPARING BOX PLOTS

On each card, find the statement that is incorrect. Then, correct and rewrite the statement in the space provided. Show any necessary work.

A Statement # 2 is incorrect.

Correct the statement:

The interquartile range of the Orlando Magic is 40.

Work:

B Statement # 3 is incorrect.

Correct the statement:

The third quartile of the LA Clippers is equal to the third quartile of the Cavaliers.

Work:

C Statement # 1 is incorrect.

Correct the statement:

The range of the Suns is 8. The range of the Spurs is 9.

Work:

D Statement # 3 is incorrect.

Correct the statement:

The median of the Denver Nuggets is equal to the first quartile of the Houston Rockets.

Work:

E Statement # 3 is incorrect.

Correct the statement:

The median of the Boston Celtics is approximately 20.

Work:

F Statement # 4 is incorrect.

Correct the statement:

The range of the Miami Heat is approximately 20 more than the range of the Philadelphia 76ers.

Work:

G Statement # 1 is incorrect.

Correct the statement:

The range of the Atlanta Hawks is greater than the range of the Chicago Bulls.

Work:

H Statement # 4 is incorrect.

Correct the statement:

The range of the Indiana Pacers is one more than the range of the Utah Jazz.

Work:

I Statement # 1 is incorrect.

Correct the statement:

The median years of experience of the Pistons is less than the first quartile of the Wizards.

Work:

J Statement # 4 is incorrect.

Correct the statement:

The median of the LA Lakers is approximately 9.5.

Work: